

OVERVIEW

Welcome to the NEW IMC Web Warehouse

The IMC Web Warehouse has undergone a transformation from being a great tool to redefining online parts ordering.

We would like to take a few minutes and point out key enhancements to the platform, as well as innovative new features that have been added to the IMC Web Warehouse.

IMC TESTCUST (BRANCH 1) ACCT #444401 | [My Account](#) | [Sign Out](#) | [Hide Prices](#)

 Quick Cart (0 items) | Check Out!

[home](#) | [parts catalog](#) | [universal accessories](#) | [fast order form](#) | [specials](#) | [my jobs](#)

 SEARCH NOW

Start here... **Select a vehicle**

Recent Vehicles

[2004 BMW 325i](#)

Year, Make & Model

2010	2005	2000	1995	1990	1985	1980
2009	2004	1999	1994	1989	1984	1979
2008	2003	1998	1993	1988	1983	1978
2007	2002	1997	1992	1987	1982	1977
2006	2001	1996	1991	1986	1981	1976

[show more years](#)

Search By VIN

SEARCH NOW

close selector

Current Deals - x

View Our **Current Specials**

SALE
Closeout Item! While Supplies Last!
Download Closeout pdf

New Products
Download Product List pdf

View Orders & Invoices - x

Click on the order # to view more details:

#312443	08/17/2010	On Hold
#312440	08/16/2010	On Hold
#312441	08/16/2010	On Hold
#312439	08/16/2010	On Hold
#312438	08/16/2010	On Hold

[View all Orders](#)

Route Times for Canoga Park, CA - x

Hour
08:00
09:15
10:15
12:00
13:00
14:00
15:15

Our next truck leaves in...

28

min

My Jobs - x

View parts for jobs you have defined:

Latest News - x

JUN 18 [Bosch Wheel Equipment and Diagnostics Tools Now Available at IMC...](#)

MAY 15 [MEYLE Heavy Duty Replacement Parts Now Come with a 4 Year Warranty...](#)

[View all Articles](#)

Track Returns - x

Click on the order # to view more details:

PARTS LOOK UP

Parts Look Up

Parts can be found three ways through the IMC Web Warehouse. You choose the look up method that works best for you.

You can search for parts by:

1. Year / Make / Model Search
- or
2. Enter the Part Number
- or
3. VIN

The image shows three overlapping screenshots of the IMC Web Warehouse website, illustrating three different search methods for parts. Each screenshot is annotated with a yellow callout box and an arrow pointing to the relevant search field.

Top Screenshot: Search by Part Number
 A green callout box labeled "Enter the part number" points to the search input field. The page shows the "IMC Web Warehouse" header, navigation tabs, and a search bar with "Enter Part Number" and a "SEARCH NOW" button.

Middle Screenshot: Search by Year, Make & Model
 A yellow callout box labeled "Year" points to the "Year, Make & Model" section. The page shows a grid of years (2010, 2005, 2000, 1995, 1990, 1985, 1980, 2009, 2004, 1999, 1994, 1989, 1984, 1979) and a "Search By VIN" section with a "VIN" callout box pointing to the "Enter VIN #" field.

Bottom Screenshot: Search by Make
 A yellow callout box labeled "Make" points to the "Year, Make & Model" section. The page shows a grid of car makes (Acura, Audi, BMW, Buick, Cadillac, Chevrolet, Chrysler, Daewoo, Dodge, GMC, Honda, Hyundai, Infiniti, Isuzu, Jaguar, Jeep, Kia, Land Rover, Lincoln, Mazda, Mercedes-Benz, Mercury, Mini, Mitsubishi, Nissan, Oldsmobile, Saab, Saturn, Subaru, Suzuki, Toyota, Volkswagen, Volvo) and a "Search By VIN" section with a "Model" callout box pointing to the "Enter VIN #" field.

Left Side Content:
 The left side of the page shows a sidebar with sections: "Current Deals", "Special View Our Current S", "View Orders & Invo", "Track Returns" (with a "- x" button and a "20 min" timer), and "Click on the order # to view more details:".

Table of Recent Vehicles:

Recent Vehicles	Year, Make & Model
2004 BMW 325i	2010 2005 2000 1995 1990 1985 1980 2009 2004 1999 1994 1989 1984 1979

PARTS LOOK UP

IMC Web Warehouse IMC TESTCUST ACCT #44444 | [My Account](#) | [Sign Out](#) | [Hide Prices](#)

[Quick Cart \(0 items\)](#) [Check Out!](#)

[home](#) [parts catalog](#) [universal accessories](#) [fast order form](#) [specials](#) [my jobs](#) [SEARCH NOW](#)

Parts for **2002 BMW 325i** [change vehicle](#) [common repair jobs for the 2002 bmw 325i](#) [change vehicle](#)

Enter Keyword [SEARCH NOW](#)

[All Categories](#) > [Select a Category...](#)

Accessories and Fluids	Electrical, Lighting and Body	Suspension
Air and Fuel Delivery	Emission Control	Tires and Equipment
Body	Engine	Transmission and Transaxle - Automatic
Brake	Exhaust	Transmission and Transaxle - Manual
Cooling	HVAC	Wiper and Washer
Driveline and Axles	Ignition	
Electrical, Charging and Starting	Steering	

Copyright IMC, 2010 [Help/Tutorials](#) [Terms And Conditions](#) [About Us](#) [Contact Us](#)

After conducting a year, make and model search you have found the 2002 BMW 325i and have been taken to the category screen.

1. Select a category to continue the catalog search process
2. Select the 'common repair jobs....' from the tab above. We are looking for oxygen sensors so we will select Emission Control from the list of categories.

Parts have been sorted by the AAIA Parts Data Base Standard.

PARTS LOOK UP

IMC Web Warehouse IMC TESTCUST ACCT #444444 | [My Account](#) | [Sign Out](#) | [Hide Prices](#)

[home](#) [parts catalog](#) [universal accessories](#) [fast order form](#) [specials](#) [my jobs](#) [SEARCH NOW](#)

Parts for **2002 BMW 325i** [change vehicle](#) [change vehicle](#)

[SEARCH NOW](#)

[All Categories](#) > [Emission Control](#) > **Select a Category...**

Air Injection System	EGR and Related Components	Vacuum System
Crankcase Ventilation System	Sensors Select Sensors	

Copyright IMC, 2010 [Help/Tutorials](#) [Terms And Conditions](#) [About Us](#) [Contact Us](#)

IMC Web Warehouse IMC TESTCUST ACCT #444444 | [My Account](#) | [Sign Out](#) | [Hide Prices](#)

[home](#) [parts catalog](#) [universal accessories](#) [fast order form](#) [specials](#) [my jobs](#) [SEARCH NOW](#)

Parts for **2002 BMW 325i** [change vehicle](#) [change vehicle](#)

[SEARCH NOW](#)

[All Categories](#) > [Emission Control](#) > [Sensors](#) > **Select a Category...**

Air Temperature Sensor	Mass Air Flow Sensor	Oxygen Sensor Select Oxygen Sensor
--	--------------------------------------	---

Copyright IMC, 2010 [Help/Tutorials](#) [Terms And Conditions](#) [About Us](#) [Contact Us](#)

PARTS LOOK UP

IMC Web Warehouse

IMC TESTCUST ACCT 8444444 | [My Account](#) | [Sign Out](#) | [Hide Prices](#)

Quick Cart (0 items) ▾

Check Out!

[home](#)

[parts catalog](#)

[universal accessories](#)

[fast order form](#)

[specials](#)

[my jobs](#)

Enter Part Number

SEARCH NOW

Parts for

2002 BMW 325i

[change vehicle](#)

[common repair jobs for the 2002 bmw 325i](#)

[change vehicle](#)

Accessories and Fluids

[Air and Fuel Delivery](#)

[Body](#)

[Brake](#)

[Cooling](#)

[Driveline and Axles](#)

[Electrical, Charging and Starting](#)

[Electrical, Lighting and Body](#)

Emission Control

[Air Injection System](#)

[Crankcase Ventilation System](#)

[EGR and Related Components](#)

Sensors

[Air Temperature Sensor](#)

[Mass Air Flow Sensor](#)

[Oxygen Sensor](#)

[Vacuum System](#)

[Engine](#)

[Exhaust](#)

[HVAC](#)

[Ignition](#)

[Steering](#)

[Suspension](#)

[Tools and Equipment](#)

[Transmission and Transaxle - Automatic](#)

[Transmission and Transaxle - Manual](#)

[Wiper and Washer](#)

Enter Keyword

SEARCH NOW

[Emission Control](#) > [Sensors](#)

Oxygen Sensor

- ▾ **800 06025** E46

Front 1 item(s) *w/ OE connector; 4 Wire; 325mm wire length; Heated Thimble*
- ▾ **800 06008** E46

Front Lower 1 item(s) *w/ OE connector; 4 Wire; 980mm wire length; Heated Thimble; Length = 990mm*
- ▾ **800 06018** E46

Front Upper 1 item(s) *w/ OE connector; 5 Wire; 960mm wire length; Wide Band Air/Fuel Ratio; Length = 990mm*
- ▾ **800 06022** E46

Rear 1 item(s) *w/ OE connector; 4 Wire; 980mm wire length; Heated Thimble*
- ▾ **800 06007** E46

Rear Lower 1 item(s) *w/ OE connector; 4 Wire; 655mm wire length; Heated Thimble*
- ▾ **800 06033** E46

Rear Upper 1 item(s) *w/ OE connector; 5 Wire; 960mm wire length; Wide Band Air/Fuel Ratio; Length = 990mm*

Select the sensor and location that fits the model you are working on.

PARTS LOOK UP

Now that you have selected the sensor you wish to order, click on the green add to cart button to place the item into your shopping cart.

IMC Web Warehouse IMC TESTCUST ACCT #44444 | [My Account](#) | [Sign Out](#) | [Hide Prices](#)

[Quick Cart \(0 items\)](#) [Check Out!](#)

[home](#) [parts catalog](#) [universal accessories](#) [fast order form](#) [specials](#) [my jobs](#) [SEARCH NOW](#)

Parts for **2002 BMW 325i** [change vehicle](#) [common repair jobs for the 2002 bmw 325i](#)

[change vehicle](#)

[SEARCH NOW](#)

[Emission Control](#) > [Sensors](#)
Oxygen Sensor

- ▼ **800 06025** Front 1 item(s) E46 w/ OE connector, 4 Wire, 325mm wire length; Heated
- ▲ **800 06008** Front Lower 1 item(s) E46 w/ OE connector, 4 Wire, 980mm wire length; Heated
- ▼ **800 06018** Front Upper 1 item(s) E46 w/ OE connector, 5 Wire, 960mm wire length; Wide Band Air/Fuel Ratio; Length = 980mm
- ▼ **800 06022** Rear 1 item(s) E46 w/ OE connector, 4 Wire, 980mm wire length; Heated Thimble
- ▼ **800 06007** Rear Lower 1 item(s) E46 w/ OE connector, 4 Wire, 655mm wire length; Heated Thimble
- ▼ **800 06033** Rear Upper 1 item(s) E46 w/ OE connector, 5 Wire, 960mm wire length; Wide Band Air/Fuel Ratio; Length = 980mm

brand	img	part #	description	in stock?	price
		15 680	Oxygen Sensor Qty. Required: 1	Canoga Park, CA: 1 Other: YES	\$147.74 list: \$215.65 core: n/a

[+ add to cart](#) [add to job](#)

Click the 'add to cart' button to add the item to your shopping cart

- Accessories and Fluids
- Air and Fuel Delivery
- Body
- Brake
- Cooling
- Driveline and Axles
- Electrical, Charging and Starting
- Electrical, Lighting and Body
- Emission Control
 - Air Injection System
 - Crankcase Ventilation System
 - EGR and Related Components
 - Sensors
 - Air Temperature Sensor
 - Mass Air Flow Sensor
 - [Oxygen Sensor](#)
 - Vacuum System
- Engine
- Exhaust
- HVAC
- Ignition
- Steering
- Suspension
- Tools and Equipment
- Transmission and Transaxle - Automatic
- Transmission and Transaxle - Manual
- Wiper and Washer

Common Repair Jobs

IMC Web Warehouse | IMC TESTCUST (BRANCH 1) ACCT #444401 | My Account | Sign Out | Hide Prices

Quick Cart (0 items) | Check Out!

home | parts catalog | universal accessories | fast order form | specials | my jobs

Enter Part Number

Parts for **2002 BMW 325i**

Listing of common repair jobs for the 2002 BMW 325i'

Clutch

- Accessories & Standard Parts
- Brake Friction
- Brake Hydraulics
- Clutch
- Cooling System
- Drive Belts
- Driveshaft
- Exhaust
- Filter
- Major Service
- Minor Service
- Shock Absorber/Strut
- Steering
- Suspension
- Timing
- Valve Grind

All Categories > Select a Category...

- Accessories and Fluids
- Air and Fuel Delivery
- Body
- Brake
- Cooling
- Driveline and Axles
- Electrical, Charging and Starting
- Electric
- Emissi
- Engine
- Exhaus
- HVAC
- Ignition
- Steering
- Wiper and Washer

Copyright IMC, 2010 | [Help/Tutorials](#) | [Terms And Conditions](#) | [About Us](#) | [Contact Us](#)

1. Select a vehicle

Year / Make / Model
2002 BMW 325i

2. Go to model parts category

3. Select common repair jobs category in this case Clutch

CAR REPAIR JOBS

The parts* needed for a Clutch job for the 325i are listed (partially for demo purposes), sorted, and ready to be ordered. You can choose which brand of part you want under each product category listed.

*All parts and part categories for a clutch job are visible on the web site, but not in this screen shot

IMC TESTCUST (BRANCH 1) ACCT #444401 | [My Account](#) | [Sign Out](#) | [Hide Prices](#)

[Quick Cart \(0 items\)](#) | [Check Out!](#)

IMC Web Warehouse









 [SEARCH NOW](#)

[home](#) | [parts catalog](#) | [universal accessories](#) | [fast order form](#) | [specials](#) | [my jobs](#)

Parts for **2002 BMW 325i** [change vehicle](#) | [common repair jobs for the 2002 bmw 325i](#) | [change vehicle](#)

Select parts for the common job: 2002 BMW 325i "Clutch"

[close this view](#)

050 06013		E46			
Clutch Flywheel,		240mm Diameter			
brand	img	part #	description	in stock?	price
		21 21 7 512 474	Clutch Flywheel	Canoga Park, CA: 8 Other: YES	\$677.29 <small>list: \$783.81 core: n/a</small>
LuK	-		Qty. Required: 1		1 + add to cart
150 06019		E46			
Clutch Kit,		228mm			
brand	img	part #	description	in stock?	price
		21 21 7 515 140	Clutch Kit	Canoga Park, CA: 0 Other: YES	\$257.85 <small>list: n/a core: n/a</small>
Sachs	-		Qty. Required: 1		1 + add to cart
394 06004		E46			
Clutch Pilot Bearing,		15 x 24 x 26mm			
brand	img	part #	description	in stock?	price
		21 20 7 536 792	Clutch Pilot Bearing	Canoga Park, CA: 2 Other: YES	\$15.18 <small>list: \$18.92 core: n/a</small>
LuK	-		Qty. Required: 1		1 + add to cart
394 06027		E46			
Clutch Pilot Bearing,		Roller Bearing; 15 x 32 x 10mm			
brand	img	part #	description	in stock?	price
		11 21 1 720 310	Clutch Pilot Bearing Roller Bearing	Canoga Park, CA: 36 Other: YES	\$11.66 <small>list: \$22.42 core: n/a</small>
FAG	-		Qty. Required: 1		1 + add to cart
155 06005		E46			
Clutch Release Bearing,					

FAST ORDER

Fast Order

Know the part numbers for the parts you want? Type them in and your order is done. Don't know IMC's part numbers but you know another industry number? Type it in, the Web Warehouse has a data base of interchange part numbers and if it is in the data base, the system can translate the part number and add it to your order.

IMC Web Warehouse

Annotations:

- Yellow box: Enter the part number & quantity you want to order (pointing to the search input field)
- Yellow arrow: Access 'Fast Order' from the navigation bar (pointing to the 'fast order form' link)

Navigation bar includes: home, parts catalog, universal accessories, fast order form, specials, my jobs, SEARCH NOW, Quick Cart (0 items), Check Out!

IMC Web Warehouse

Fast Order Form

Enter part numbers & quantities below to order:

part #	qty	brand	img	description	in stock?	price	remove
<input type="text"/>	<input type="text"/>			Enter the part number and quantity of the item you would like to purchase			

Copyright IMC, 2010

All Categories > **Select a Category...**

- Accessories and Fluids
- Air and Fuel Delivery
- Body
- Brake
- Cooling
- Driveline and Axles
- Electrical, Charging and Starting

IMC Web Warehouse

Fast Order Form

Enter part numbers & quantities below to order:

part #	qty	brand	img	description	in stock?	price	remove
01 011	<input type="text" value="1"/>	BOSCH Bosch		Ignition Breaker Points Qty. Required: 1	Canoga Park, CA: 2073 Other: YES	\$5.50 list: n/a core: n/a	
11 42 1 432 097	<input type="text" value="3"/>	MAHLE Mahle		Engine Oil Filter Qty. Required: 1	Canoga Park, CA: 185 Other: YES	\$5.10 list: \$9.40 core: n/a	
90080 91058A	<input type="text" value="4"/>	UNION SANGYO Union Sangyo		Engine Oil Filter Qty. Required: 1	Canoga Park, CA: 2490 Other: YES	\$3.15 list: \$5.41 core: n/a	
000 470 78 94	<input type="text" value="1"/>	Pierburg New		Electric Fuel Pump Qty. Required: 1	Canoga Park, CA: 23 Other: YES	\$300.20 list: \$316.00 core: n/a	
<input type="text"/>	<input type="text"/>			Enter the part number and quantity of the item you would like to purchase			

Copyright IMC, 2010

Buttons: Add All Items to "My Jobs", Add All Items to My Cart

LATEST VEHICLE INQUIRY LINKS

Easy Access to Your Latest Vehicle Inquiries

You can easily access the last 5 vehicle inquiries by clicking on any of the models listed on the 'Parts Catalog' page. This time saver allows you to quickly resume your search for parts or add items for a job you are working to complete.

View the last 5 vehicle searches here

IMC TESTCUST (BRANCH 1) ACCT #444401 | My Account | Sign Out | Hide Prices

Quick Cart (0 items) | Check Out!

Enter Part Number SEARCH NOW

universal accessories | fast order form | specials | my jobs

Parts for 1997 Mercedes-Benz S420 [return to 1997 mercedes-benz s420](#)

Recent Vehicles	Year, Make & Model						
1997 Mercedes-Benz S420	2010	2005	2000	1995	1990	1985	1980
2008 Hyundai Santa Fe	2009	2004	1999	1994	1989	1984	1979
2000 Mercedes-Benz S430	2008	2003	1998	1993	1988	1983	1978
2007 BMW 328i	2007	2002	1997	1992	1987	1982	1977
1998 Toyota Corolla	2006	2001	1996	1991	1986	1981	1976
show more recent vehicles	show more years						

Click the link to see all recent searches

close selector

Enter Keyword SEARCH NOW

All Categories > **Select a Category...**

Accessories and Fluids	Electrical, Lighting and Body	Ignition
Air and Fuel Delivery	Electronics and Telematics	Steering
Body	Emission Control	Suspension
Brake	Engine	Tire and Wheel
Cooling	Exhaust	Transmission and Transaxle - Automatic
Driveline and Axles	HVAC	Transmission and Transaxle - Manual
Electrical, Charging and Starting	Hardware and Service Supplies	Wiper and Washer

PRE-SORTED PRODUCT CATEGORIES

Pre-Sorted Product Categories

While looking up parts for a specific vehicle, the IMC Web Warehouse presorts parts by category so the 'Product Categories' for the vehicle you are ordering are always visible.

You can also expand or contract the parts you see on screen by clicking on the down arrows to the left of each part number.

Pre-sorted 'Product Categories' for the vehicle you are working on for quick access

2000

Mercedes-Benz S430

- Accessories and Fluids
- Air and Fuel Delivery
- Body
- Brake
 - ABS Components
 - Brake Hardware
 - Brake Hydraulics
 - Disc Pads and Brake Shoes
 - Drums and Rotors
- Sensors
 - Disc Brake Pad Wear Sensor
- Cooling
- Driveline and Axles
- Electrical, Charging and Starting
- Electrical, Lighting and Body
- Electronics and Telematics
- Emission Control
- Engine
- Exhaust
- HVAC
- Ignition
- Steering
- Suspension
- Tire and Wheel
- Transmission and Transaxle - Automatic
- Transmission and Transaxle - Manual
- Wiper and Washer

Brake > Sensors
Disc Brake Pad Wear Sensor

- ▼ 524 33025 Front 1 item(s)
- ▼ 524 33025 Rear Right 1 item(s)

Select and expand part listings as you choose to see them by clicking on the white down arrow

Brake > Sensors
Disc Brake Pad Wear Sensor

brand	img	part #	description	in stock?	price
PEX		211 540 17 17	Disc Brake Pad Wear Sensor	Canoga Park, CA: 788 Other: YES	\$6.16 list: \$8.00 core: n/a
			Qty. Required: 2		2 <input type="button" value="add to cart"/> <input type="button" value="add to job"/>

MY JOBS

My Jobs

The electronic version of our popular 'Want Pad' tool allows you to build a parts list electronically. You can add and subtract parts, and you are ready to order the parts from the list with one click.

Click on 'My Jobs' from the navigation bar

IMC Web Warehouse I M C TESTCUST (BRANCH 1) ACCT #444401 | My Account | Sign Out | Hide Prices

Quick Cart (0 items) Check Out!

home parts catalog universal accessories fast order form specials **my jobs** SEARCH NOW

Parts for **1997 Mercedes-Benz S420** return to 1997 mercedes-benz s420

IMC Web Warehouse I M C TESTCUST (BRANCH 1) ACCT #444401 | My Account | Sign Out | Hide Prices

Quick Cart (0 items) Check Out!

home parts catalog universal accessories fast order form specials my jobs SEARCH NOW

My Jobs

My Car

Add New Job (enter job name):

Want to add more parts to this job? You can add parts either through the [parts catalog](#) or the [fast order page](#)

brand	img	part #	description	price	select all
					<input type="checkbox"/>

Delete this Job... Update Quantities Add Selected Items to Cart

Copyright IMC, 2010

IMC Web Warehouse I M C TESTCUST (BRANCH 1) ACCT #444401 | My Account | Sign Out | Hide Prices

Quick Cart (0 items) Check Out!

home parts catalog universal accessories fast order form specials my jobs Enter Part Number SEARCH NOW

Fast Order Form

Enter part numbers & quantities below to order:

part #	qty	brand	img	description	in stock?	price	remove
021 256 205 K	1	Dansk		HVAC Heater Control Box	Canoga Park, CA: 4 Other: NO	\$92.44 list: \$97.30 core: n/a	<input type="checkbox"/>

Which job would you like the item(s) to be associated with?

My Car

add to "my job"

Copyright IMC, 2010

MY JOBS

IMC Web Warehouse

IMC TESTCUST (BRANCH 1) ACCT #44481 | My Account | Sign Out | Hide Prices

Quick Cart (1 item) | Check Out!

home | parts catalog | universal accessories | fast order form | specials | my jobs

Enter Part Number SEARCH NOW

My Jobs

Dave's Hyundai
My Car
Add New Job (enter job name):

My Job "My Car"

Want to add more parts to this job? You can add parts either through the [parts catalog](#) or the [fast order page](#)

brand	img	part #	description	price	Qty	actions	select all
Bosch		01 011	Ignition Breaker Points Qty. Required: 1	\$5.50	1	<input type="button" value="remove"/>	<input type="checkbox"/>
Ate		D 996 A	Disc Brake Pad Qty. Required: 1	\$73.87 list \$109.12	1	<input type="button" value="remove"/>	<input type="checkbox"/>

1998 Toyota Corolla
[show more recent vehicles](#)

[Contact Us](#)

Engine Oil Filter

Part Notes

Brand: Mahle
Ordered As Part #: 930 107 764 01 ML
IMC Part #: 930 107 764 01 ML
Application #: 091 43005
Weight: 1.04
Pack QTY: PIECE
Quantity Required: 1
Canoga Park, CA: 144
Alt Inventory: YES
Alternate Parts: YES
Application Info: YES



[view larger...](#)

\$7.62
list: \$16.28
core: n/a
1

Alternate Parts (These other parts will also work with your car)

brand	img	part #	description	in stock?	price	Qty	actions
BOSCH		72 116	Engine Oil Filter Qty. Required: 1	Canoga Park, CA: 0 Other: YES	\$6.00 list: \$9.37 core: n/a	1	<input type="button" value="add to cart"/> <input type="button" value="add to job"/>

The Job entitled My Car currently has two items. To add an item type in the part number or search via Year / Make / Model. In this case we typed in OC54 into the 'Part Number' search box.

Please note that the Mahle oil filter is listed above with an alternate part for your convenience. the OC54 is across reference number and corresponds to IMC's part number 93010776401 ML.

Click on the 'add to job' link' or the Wrench icon to add the item to an existing job or start a new job

MY JOBS

IMC TESTCUST (BRANCH 1) ACCT #444481 | [My Account](#) | [Sign Out](#) | [Hide Prices](#)

[Quick Cart \(1 item\)](#) | [Check Out!](#)

[home](#) | [parts catalog](#) | [universal accessories](#) | [fast order form](#) | [specials](#) | [my jobs](#)

[SEARCH NOW](#)

My Jobs

Dave's Hyundai

My Car

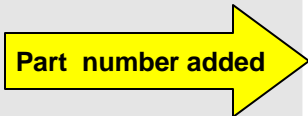
Add New Job (enter job name):

My Job "My Car"

Want to add more parts to this job? You can add parts either through the [parts catalog](#) or the [fast order page](#)

brand	img	part #	description	price	select all
Bosch		01 011	Ignition Breaker Points Qty. Required: 1	\$5.50	<input style="width: 30px;" type="text"/> <input checked="" type="checkbox"/>
Mahle		930 107 764 01 ML	Engine Oil Filter Qty. Required: 1	\$7.62 list \$16.28	<input style="width: 30px;" type="text"/> <input checked="" type="checkbox"/>
Ate		D 996 A	Disc Brake Pad Qty. Required: 1	\$73.87 list \$109.12	<input style="width: 30px;" type="text"/> <input checked="" type="checkbox"/>

Copyright IMC, 2010 [Help/Tutorials](#) | [Terms And Conditions](#) | [About Us](#) | [Contact Us](#)



Part number OC54 has been added to your Job entitled My Car. Your Job will be saved until you delete it. You now have options:

- Click on the boxes that correspond to the items you wish to order, or click the 'select all' box and then click the 'add checked items to my cart' button.
- Click on the boxes that correspond to the items you wish to delete from the Job, or click the select all box and then click the 'remove checked items from my job' button.
- Continue to add parts to the contents of the Job until you are ready to place your order. The contents of the Job can be added to your existing shopping cart order at any time before you check out.

ONLINE RETURNS

IMC Web Warehouse

IMC TESTCUST (BRANCH 1) ACCT #444401 | [My Account](#) | [Sign Out](#)

Quick Cart (0 items) | Enter Part Number | [SEARCH NOW](#)

home parts catalog universal accessories fast order form specials my jobs

My Account

- Customize Homepage
- View Orders & Invoices
- Change My Password
- Track My Returns
- Request a Return Authorization
- Customize My Makes

Return Authorization

to the return authorization. To add multiple parts simply go through the steps below as many as you wish.

Step 1 Find the part

What do you wish to search for?

Part Number

Core Only

[search](#)

My Returns Bin (0 Item(s) currently in bin)

part #	name	inv #	unit	core	weight	return	return	ext	return	remove
order as	description	date	price	price	(lbs)	qty have	qty want	price	reason	
No items found in Returns Bin										

Copyright IMC, 2010

[Help/Tutorials](#) [Terms And Conditions](#) [About Us](#) [Contact Us](#)

You can 'Request a Return authorization Number' online.
Step 1: Find and enter the part number of the item you wish to return.

ONLINE RETURNS

Request A Return Authorization

You may add as many parts as you wish to the return authorization. To add multiple parts simply go through the steps below as many times as you need to complete your request. [Click here to view our return policy.](#)

What do you want to search for?

Part#

Core Only

Enter the quantity you wish to return

Select a reason for the return

You have ordered part g052162a2 1 time in the past. This part from:

invoice #	order #	date	qty eligible for return	return qty	return reason	add
461176	138187	05/03/2006	10	<input type="text" value="1"/>	Select one...	<input checked="" type="checkbox"/>

▶ FOD: Add Parts to the Returns Bin

My Returns Bin

item#/ ordered as	name/ description	inv. #/ date	order #	unit price	core price	weight	qty eligible for return	qty being returned	extended price	reason for return	rmv
No items found in Returns Bin											

Step 2: Enter the quantity you wish to return

Step 3: Select the reason for returning the part

Step 4: Click on the 'add parts' button to add the part to the 'My Returns Bin'

Step 5: When finished select 'submit request' to close the return, and send the request to IMC

My Returns Bin

item#/ ordered as	name/ description	inv. #/ date	order #	unit price	core price	weight	qty eligible for return	qty being returned	extended price	reason for return	rmv
G 052 162 A2 A-TF	ATF	461176 05/03/2006	138187	\$8.95		2.00 lbs.	10	<input type="text" value="1"/>	\$8.95	Ordered in error	<input type="button" value=""/>

▶ Update Returns Bin

▶ Submit Request to IMC

Select submit request to close return

CUSTOMIZING YOUR EXPERIENCE

Customize Your Parts Catalog Page to Make the IMC Web Warehouse Work Best for You and Your Team

We have given you the control to decide what you want to see on the 'Parts Catalog' page. Keep what is important to you and minimize or remove those items you don't use.

Customizing of the 'Parts Catalog' screen can be done via the 'My Account' link in the upper right hand corner of the screen.

Click the boxes next to each item you wish to see. Once you have made your selections, selecting submit is all you need to do to customize your IMC 'Parts Catalog' screen.

My Account

The screenshot shows the IMC Web Warehouse interface. At the top, there's a navigation bar with links for 'home', 'parts catalog', 'universal accessories', 'fast order form', 'specials', and 'my jobs'. A search bar is present with the text 'Enter Part Number' and a 'SEARCH NOW' button. Below the navigation, there's a 'Select a vehicle' section with a table of 'Recent Vehicles' and a 'Year, Make & Model' selection grid. A yellow callout box points to the grid with the text: 'You control what you see. Check boxes with corresponding check marks are items that will appear on your 'Home' page.' Below this, there's a 'Current Deals' section. At the bottom, the 'My Account' page is shown, featuring a 'Customize Homepage' section with a list of items to be displayed on the parts catalog screen, each with a checked checkbox. A yellow arrow points to the checkboxes with the text 'Check boxes'. The items listed are: View Order & Invoices, Track Returns, Route Times, My Jobs, and Latest News. A 'Save Homepage Settings' button is at the bottom of this section.

Year, Make & Model			
2010	2005	2000	1995
1990	1985	1980	
2009	2004	1999	
2008	2003	1998	
2007	2002	1997	
2006	2001	1996	

My Account

Customize Homepage

Your custom Parts Catalog Screen is currently displaying the following items:

- View Order & Invoices
- Track Returns
- Route Times
- My Jobs
- Latest News

Save Homepage Settings



Your Import Parts Solution™

Now that you have seen the new design and key features that have been added to the IMC Web Warehouse, it is time for you to take control.

Welcome to your new IMC Web Warehouse



IMCTM

*Your Import Parts Solution*TM

